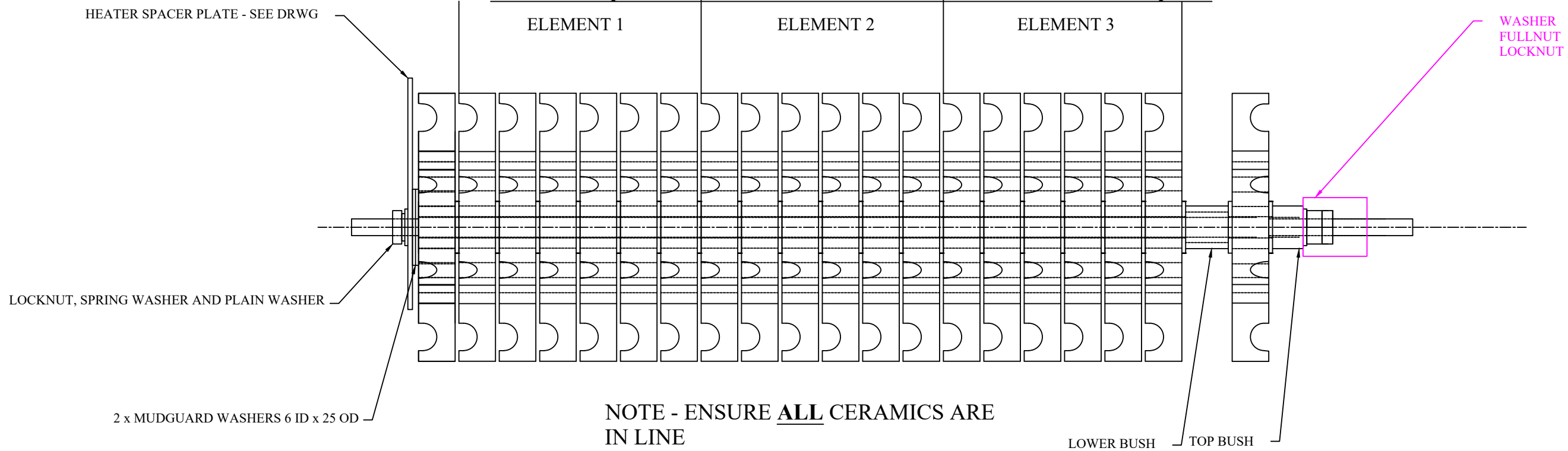


EC3-124003DL - 12KW 400V DELTA

HEA1016 - 12KW 400V DELTA - 16" LEADS - EC3-124003DL

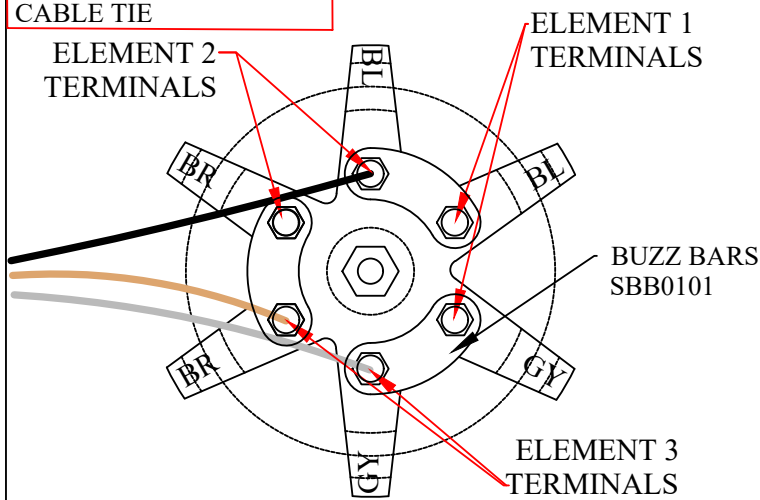
NOTE - use plain washers on terminals either side of wire - not shakeproof



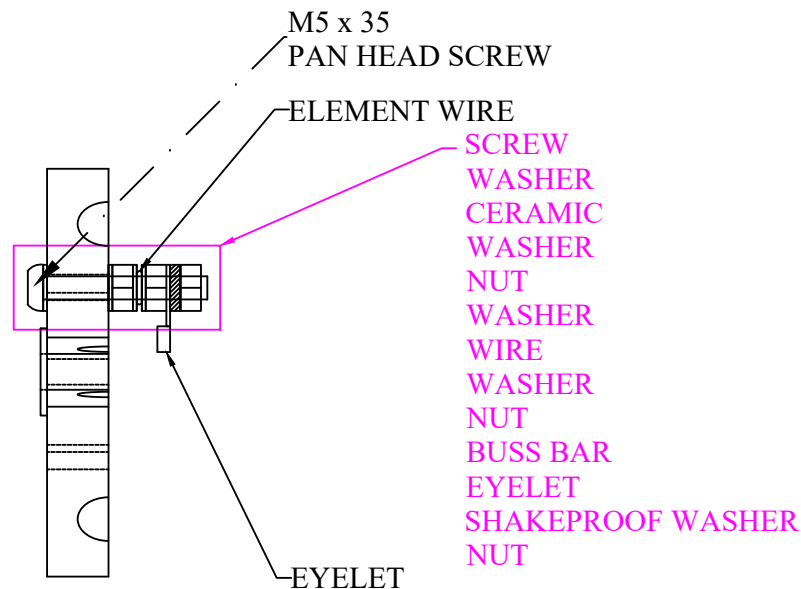
NOTE - ENSURE ALL CERAMICS ARE IN LINE

MARK LEADS WITH SHRINK TUBE
BL = BLACK
BR = BROWN
GY = GREY
****DO NOT SHRINK****
FASTEN IN PLACE WITH CABLE TIE

MARK ENDS OF TOP CERAMIC BR, BL, GY AS DRAWING



TERMINAL POST DETAIL



ELEMENT WIRING LAYOUT

12KW 400V 3 PHASE DELTA UNIT - 40 Ohms PER ELEMENT / ZONE
22 SWG SPIRAL ON A Ø4mm MANDREL
APPROX. 25" WIND - 52" STRETCH - LEAVE 12" STRAIGHT ON ENDS

FIT 3 x BUZZBARS SBB0101. FIT GLASS FIBRE LEADS 16" LONG - 3 x 25 AMP
FIT ALL LEADS WITH YELLOW INSULATED EYELETS
MARK LEADS WITH SHRINK TUBE AS DRAWING

FEED STRAIGHT LEGS THROUGH HOLES IN FORMERS AND WRAP AROUND TERMINAL SCREWS.

MARK SIDES OF TOP CERAMIC WITH:

REV	REVISION	DATE
1	Buzz bars added - leads upped from 20A to 25A	9/2020
2	Wire changed from 22swg on a Ø4.5 mandrel	5/2023
3	Wire changed from 23swg on a Ø4 mandrel	10/2023
4	Terminal screw length increased by 5mm - halfnuts changed to fullnuts	12/2024

HEA1016
12KW
400V
EC3-124003DL
Customers order no.

SPECIFICATION

AIR HEATER 12KW 400V - FOR USE IN CONTINUOUS AIR FLOW

METRIC TOLERANCES UNLESS SPECIFIED	
2 PLACES OF DECIMALS	± 0.05
1 PLACE OF DECIMALS	± 0.10
1-299	± 0.25
300 & OVER	± 0.50
THREADS TO BE BS 3643 (MEDIUM FIT)	

Drawn	S.T.
Checked	
Date	12/10/2017
Scale	A3 - N.T.S.

TITLE AIRTEC AIR HEATER EC3-124003DL

DRAWING No.	REV
HEA1016	4
SHEET 1 OF 5	